

Proposal Cycle: Updates and Plans

Andrea Prestwich,
Peer Review Team Lead

Highlights of CDO activities

Report on Cycle 20

Do Time Constraints Impact Approved Science?

NuStar Joint Program statistics

Plans for Cycle 20

Highlights

Cycle 19 Peer Review:

19-23rd June- 2016, Hilton Logan Airport.

Storms along the east coast caused flight delays but only one person did not make it in person - called in via telecon

Target List posted 10th July

E-letters, including approved targets and peer review reports were mailed 17th July

Budget letters were mailed 7th Aug

Cost proposal deadline: 27th Sept 2016

Highlights

Annual Chandra Science Workshop:
From Chandra to Lynx: Taking the Sharpest X-ray
Vision Fainter and Farther, Aug 8-10 2017

AAS Meeting, 4-8 June, Austin, TX

Einstein Fellows:

Symposiums to be held CfA, 12-13 October

Deadline for new NASA Hubble Fellowship Program 2
Nov 2017 (see Paul's talk)

New in Cycle 19

Ithenticate was used to scan all science justifications to check for plagiarized text

Proposals flagged as being “suspicious” were checked by hand

Most SJs that were flagged had text re-cycled from PI or Co-I. Eliminating these must be done by hand and is the most time-consuming part of the process.

A handful of proposals had text that appeared to be lifted from published sources and/or had incomplete referencing

PIs were informed, no action was taken

New in Cycle 19

NASA Guidelines specify max 150 days between proposal submission and official notification

In the past we have taken 140-150 days, and were asked to shorten this time period

Split notification emails into “accept/reject” and “budget”

More staff were assigned to reading reports on a compressed timescale.

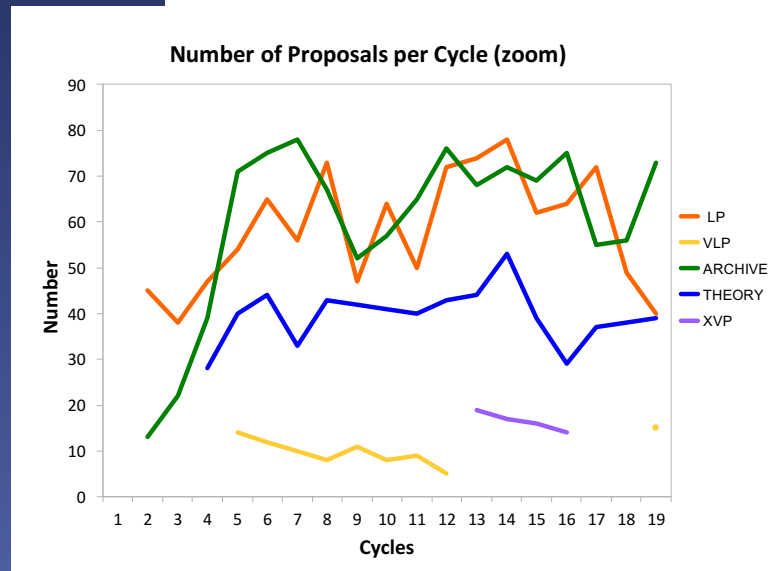
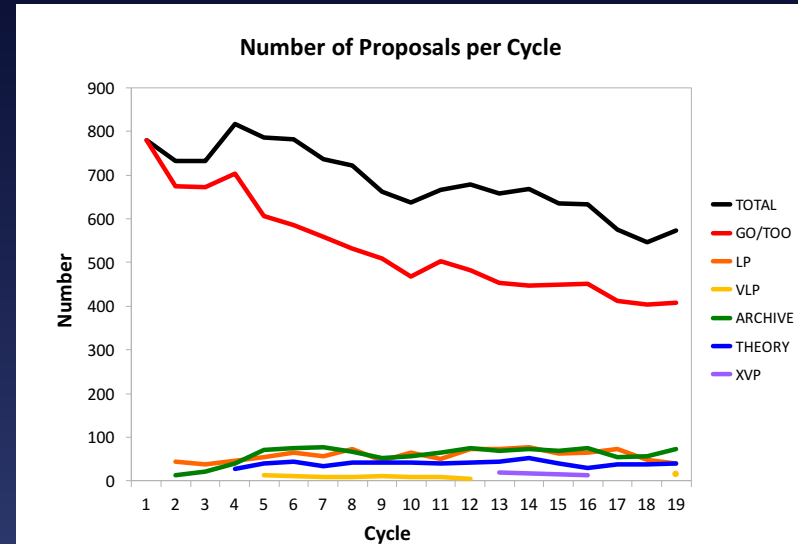
Accept/reject emails sent 17th July 2017 (124 days).

Cycle 19 Proposal Statistics

572 proposals submitted:

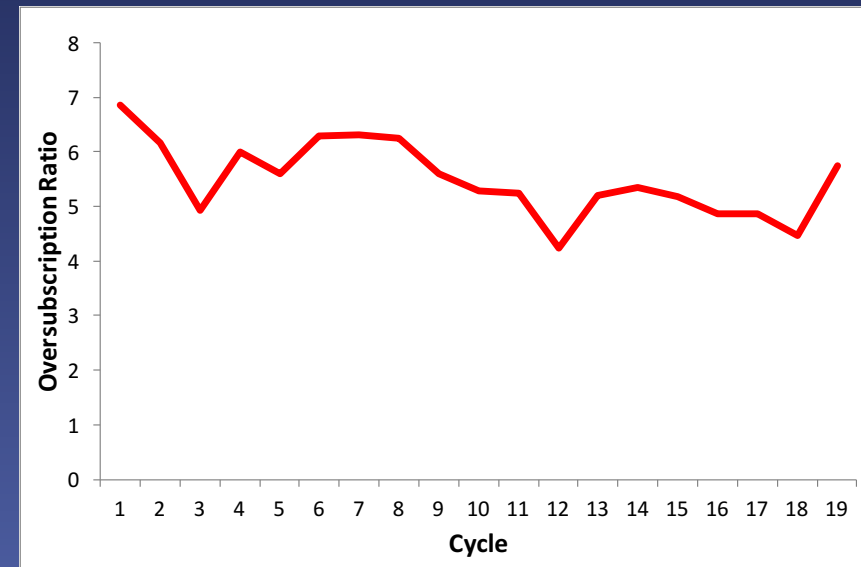
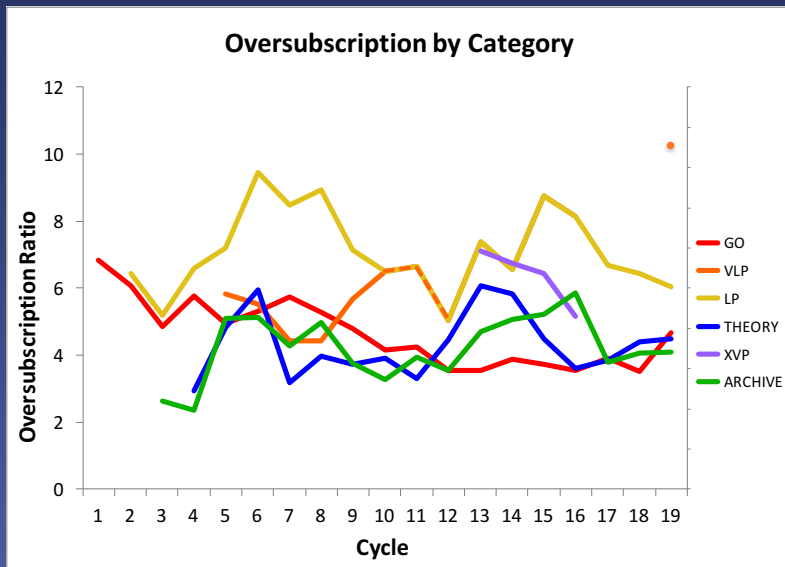
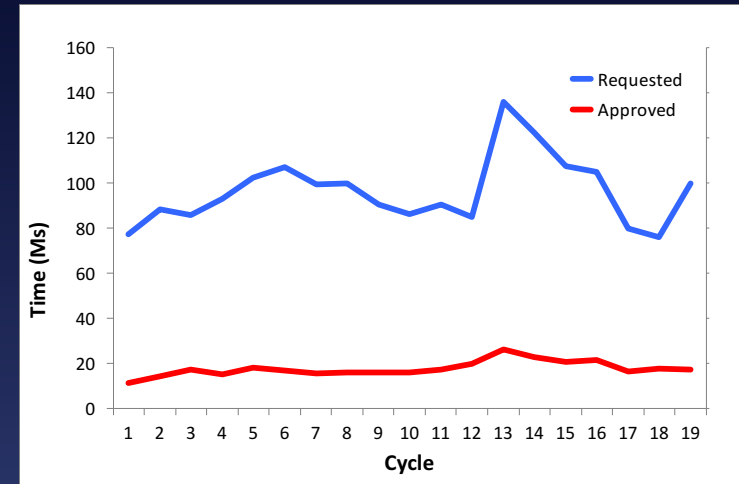
- GO 405 (inc. TOO, 403 Cyc 18)
- LP 40 (49 Cyc 18)
- VLP 15 (0 Cyc 18)
- Archive 77 (56 Cyc 18)
- Theory 39 (38 Cyc 18)

154 approved



Cycle 19 Proposal Statistics

- Total Time: 16.7 Ms
- Oversubscription in time: 5.8
- GO oversubscription: 4.9
- LP oversubscription 5.9
- VLP oversubscription 10.2



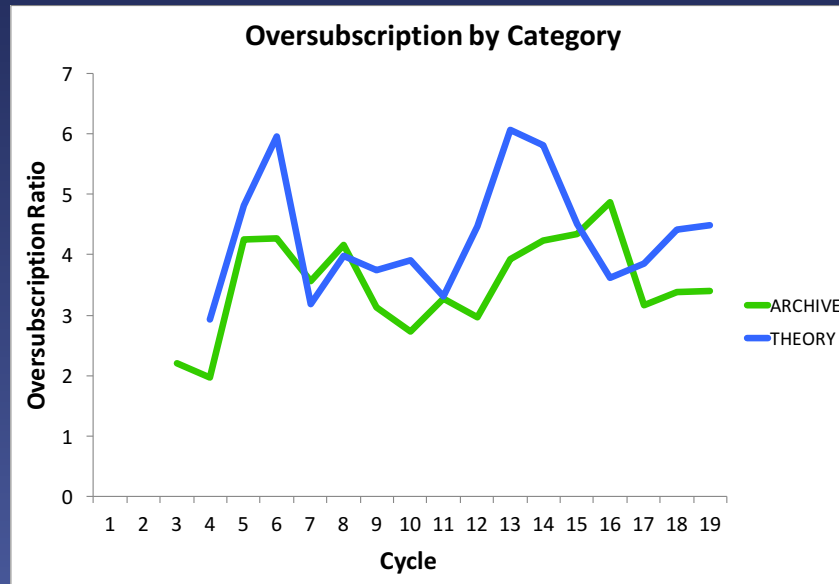
Cycle 19 Proposal Statistics

Archive:

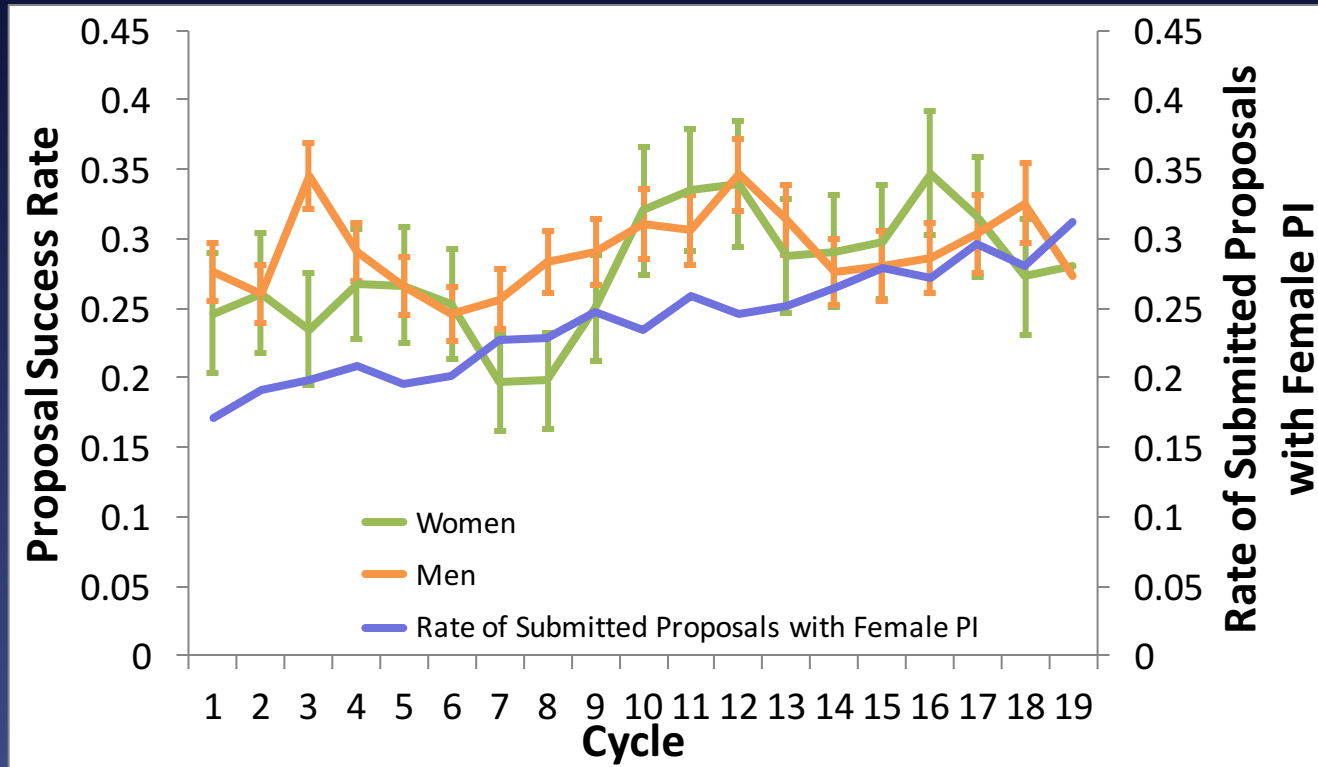
- Budget: \$1500K
- Allocated \$1498.6K (24)
- Over-subscription: 3.4

Theory:

- Budget: \$600K
- Allocated: \$636K (9)
- Over-subscription: 4.5



Cycle 19 Gender Statistics



Acceptance rates for males and females statistically indistinguishable in recent years.

Time Constraints and TOO's: Do they limit highly ranked programs?

Pitch angle restrictions limit where, and for how long, *Chandra* can look

Target of Opportunity (TOO) targets: target inserted into the schedule when a pre-defined trigger occurs (e.g. GRB, binary in a particular state)

The number of TC observations and TOO's are strictly limited: necessary for efficient scheduling

Perception that TC/TOO's limits Chandra Science: highly ranked programs turned off because they do not fit within constraint budget

Time Constraints and TOOs

The primary product for each panel is a rank-ordered list of proposals

Allocations of TC and TOOs are given to peer review panels

Panels are instructed to grade proposals on science merit: if they run out of TCs or TOOs the grade should remain high

Because of small number statistics, we can frequently slosh TOO and time constraints between panels so that highly ranked proposals are often fully or partially approved after the review

Time Constraints and TOOs

In Cycle 19:

One highly ranked proposal with multiple difficult not approved.

One borderline proposal with multiple constraints did not fit within time allocation

Two highly ranked proposals not approved because of scarcity of VF triggers

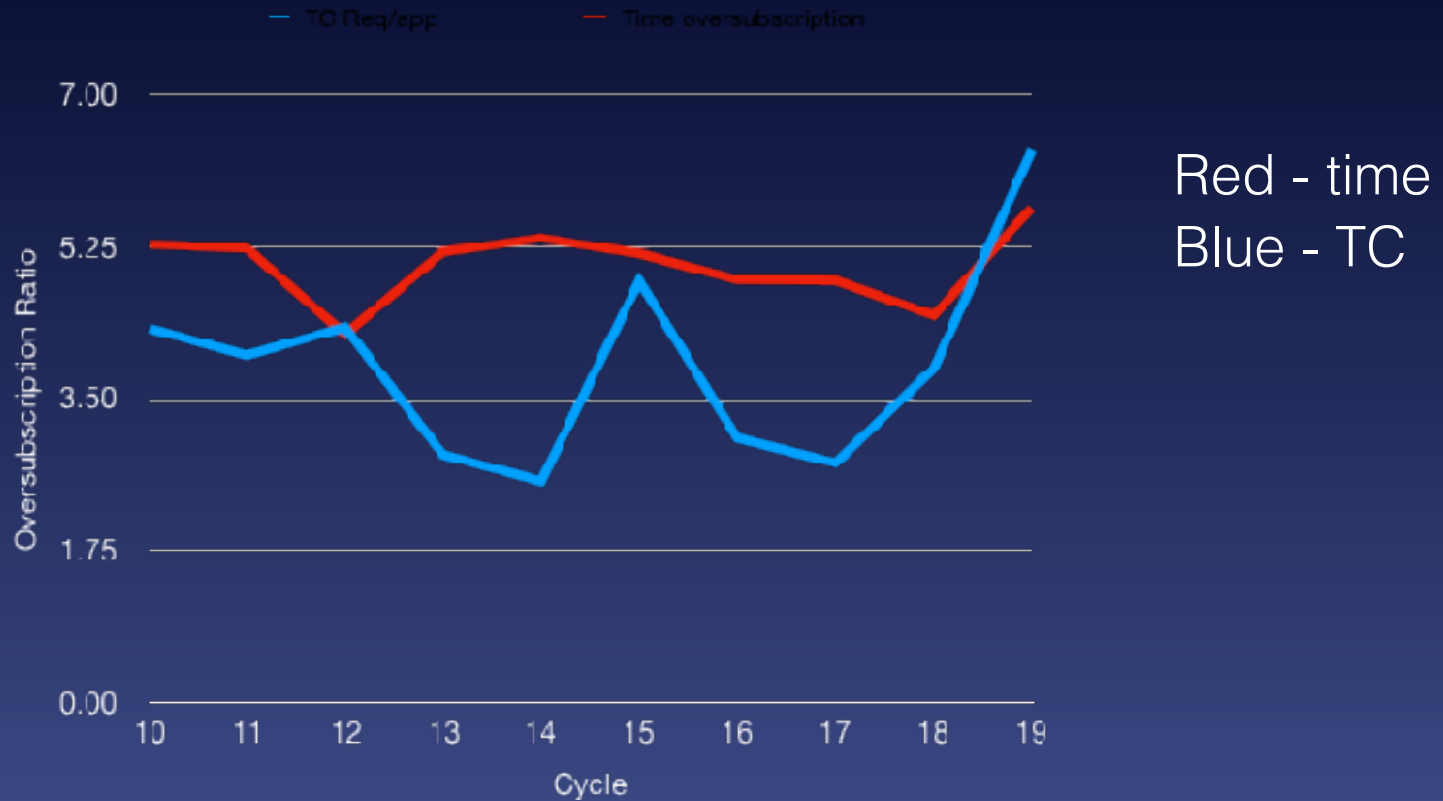
Time Constraints and TOOs

In Cycle 18:

Five proposals were turned off due to VF triggers

Three TC programs were cut because they were near the boundary

Time Constraints and TOOs

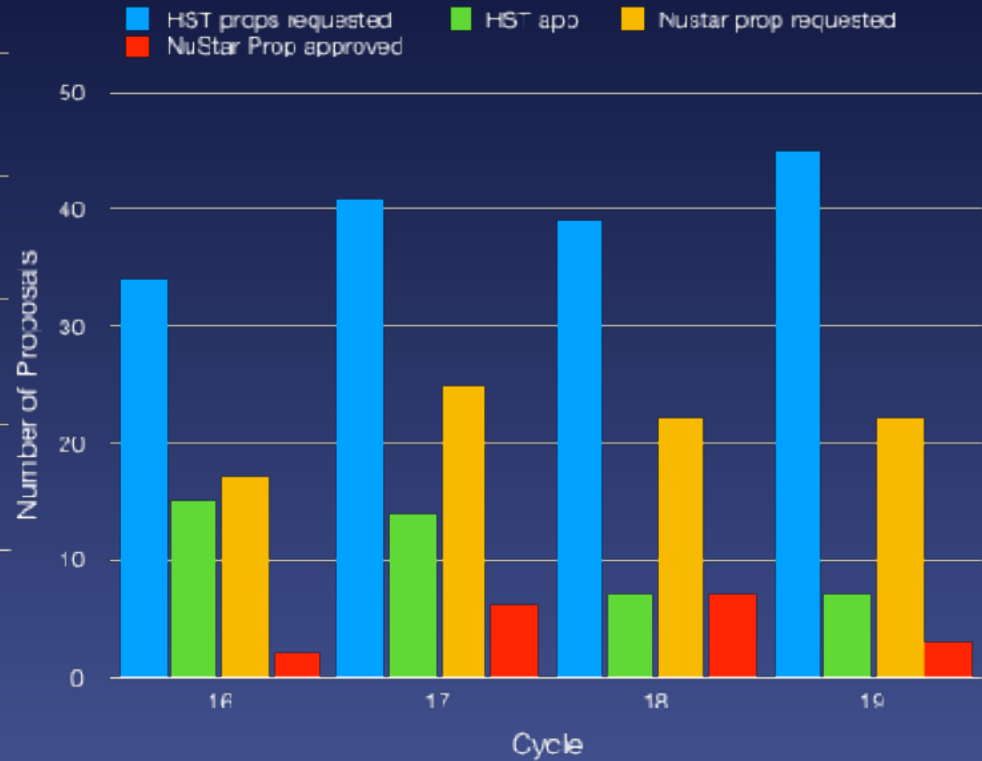
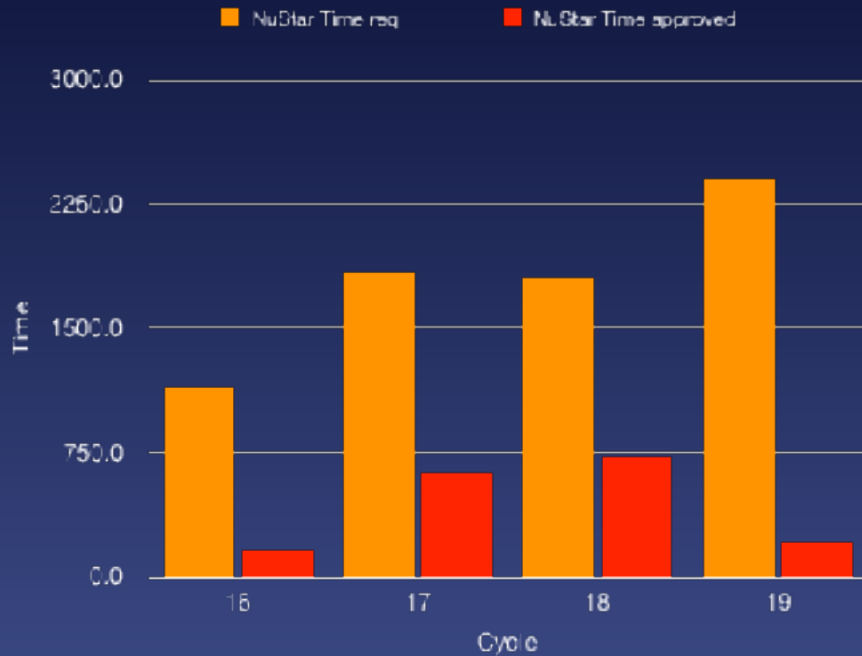


Conclude:

Limits on TCs do not severely impact accepted programs (programs with multiple difficult constraints may be affected)

Very Fast TOO triggers are limited and do impact what can be approved.

NuStar Joint Program Statistics



Conclude:

NuStar Programs not “knocked out” by availability of TC
Small number statistics?

Suggested allocations for Cycle 20

In Cycle 19

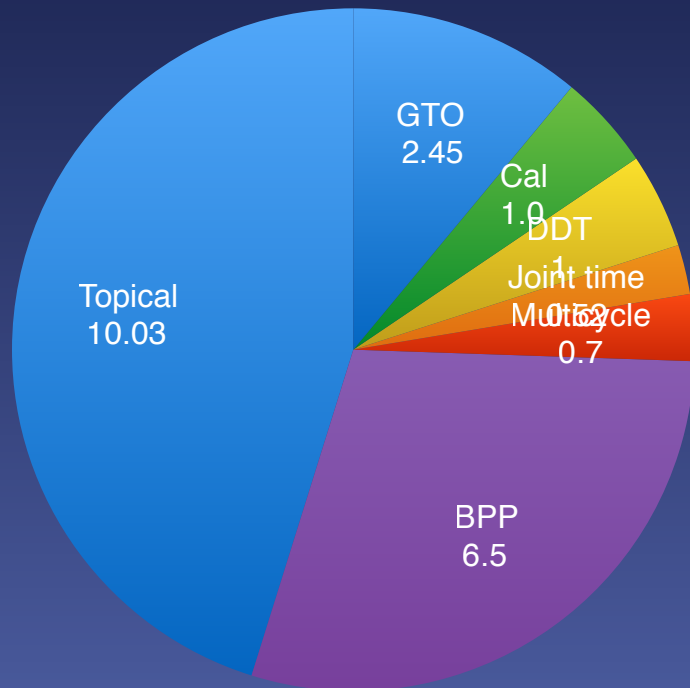
- 6 Msec allocated to BPP with > 4 Msec for LPs ~ 2 Msec for VLPs
- BPP allowed to allocate 1Msec Cycle 20 time to outstanding VLPs (they did not)
- 2.5 Msec allocated to VLPs, 0.5 Msec from un-used Joint time.

In Cycle 20

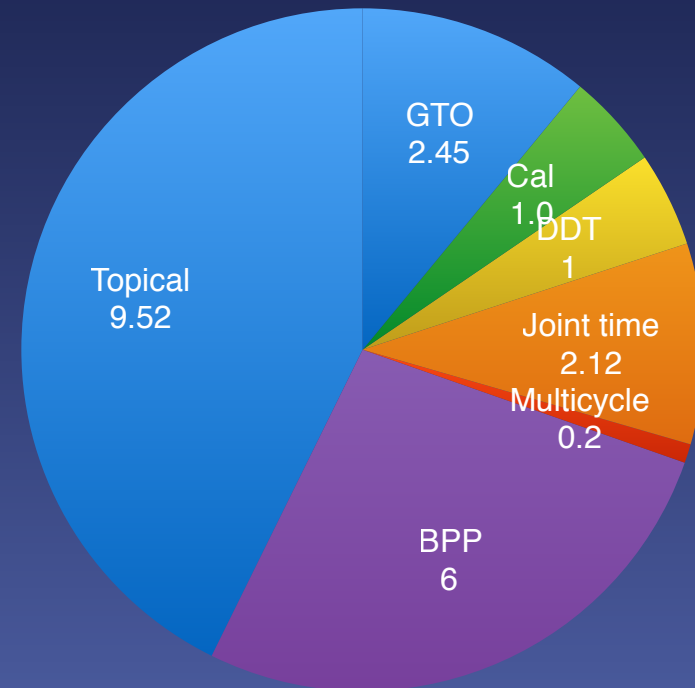
- Time availability similar
- Given oversubscription of VLP program we suggest another VLP call in Cycle 20, with similar parameters

Suggested allocations for Cycle 20

Cycle 19
Total=22.2



Cycle 20
Total=22.3



Summary

Successful Cycle 19 Call and Peer Review

iThenticate screening went well

Official letters sent 17th July, ~20 days shorter than previous Cycles

Enthusiastic response to the VLP call

Suggest Cycle 20 VLP call with similar parameters (minimum) 4 Msec for LPs, 2 for VLPs, option to allocate 1 Msec from Cycle 21 for highly ranked VLPs

RPS Re-write: see Antonella's talk this afternoon.